

PROCEDURE FOR OPENING OF ACCOUNT

Front office process

Mobile Number should be link to Aadhar card for EKYC***

Check List:-

Mobile Number & Email id

PAN Card

Aadhar Card

Bank Proof- Cancelled Cheque/Bank Passbook/Bank Statement

Nominee ID Proof- PAN /Aadhar/Email/Mobile

Income Proof-6 Months Bank Statement/Last 2 years ITR

Signature on Blank Paper

Mother's Name / Spouse Name

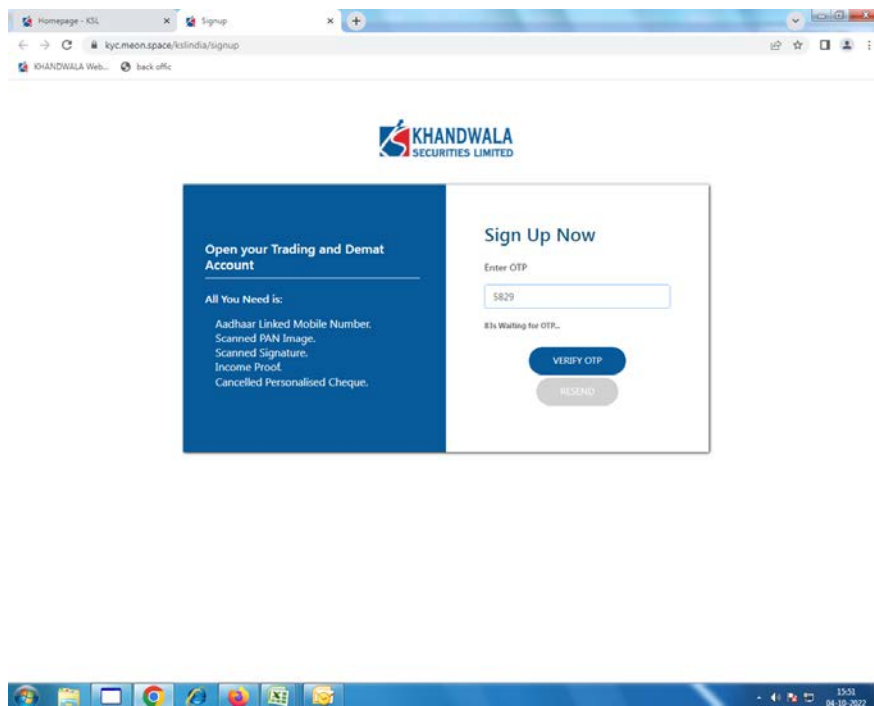
Marital Status/Annual income / Occupation/Education/PEP

Follow Up for DDPI /POA ****

All the document in JPG except of Income proof in pdf***

Go on KSL WEBSITE.... Click on E-KYC the GO OR <https://kyc.meon.space/kslindia/signup>

Page 1



The screenshot shows a web browser window with the URL kyc.meon.space/kslindia/signup. The page features the Khandwala Securities Limited logo at the top. On the left, a blue sidebar contains the text: "Open your Trading and Demat Account" and "All You Need is: Aadhaar Linked Mobile Number, Scanned PAN Image, Scanned Signature, Income Proof, Cancelled Personalised Cheque." The main content area is titled "Sign Up Now" and includes an "Enter OTP" field with the value "5829", a "VERIFY OTP" button, and a "RESEND" button. Below the form, it says "3h4 Waiting for OTP...". The Windows taskbar at the bottom shows the time as 13:53 on 04-10-2022.

Email Verification Page 2



KHANDWALA SECURITIES LIMITED

Your contact details please!

Share your email id
We will verify it through OTP
Share your Branch code

Email ID *
karammoh00@gmail.com

Branch Code
KSL

Please accept the [Terms & Conditions](#)

REGISTER

Note:
* If you have not any branch code than type HQ



Pan verification page 3

Pan card and Date of Birth



KHANDWALA SECURITIES LIMITED

We'll begin with your PAN First

Insert Your PAN and Date of Birth as mentioned on your PAN Card
Your Account Name will be taken as mentioned in the Income Tax Database
Under new PMLA regulations, Please ensure that your Aadhaar Number is Seeded in your PAN

PAN (Permanent Account Number)
PANCARD NUMBER

Date Of Birth (dd-mm-yyyy) aydqv7908b
ABWPH6254G

Please accept the [Terms & Conditions](#)

SUBMIT



Select the Brokage Page 4

Homepage - KSL | Signup | kyc.meon.space/kslindia/signup | KHANDWALA Web... | back office


Select Brokerage Plan

KSL BROKERAGE PLANS					KSL PRE PAID BROKERAGE PLANS						
plans	Plan Charges (lifetime) *	Cash%age	Margin / Futures%age	Options(per lot)		Plans	Plan Charges (lifetime) *	Cash%age	Margin / Futures%age	Options(per lot)	
Base Plan	NA	0.50	0.050	50	SELECT	Option 1	10,000	0.20	0.020	35	SELECT
Option 1	499	0.35	0.035	40	SELECT	Option 2	20,000	0.15	0.015	30	SELECT
Option 2	999	0.25	0.025	35	SELECT	Option 3	30,000	0.10	0.010	25	SELECT
Option 3	2999	0.15	0.015	30	SELECT						

15:56 | 04-10-2022

Choose the Segment Page:- 5

Homepage - KSL | Signup | kyc.meon.space/kslindia/signup | KHANDWALA Web... | back office



Choose Your Segments

Select your trading preferences. Select brokerage plan as per your requirements. Make payment from your preferred mode.

BSE CASH

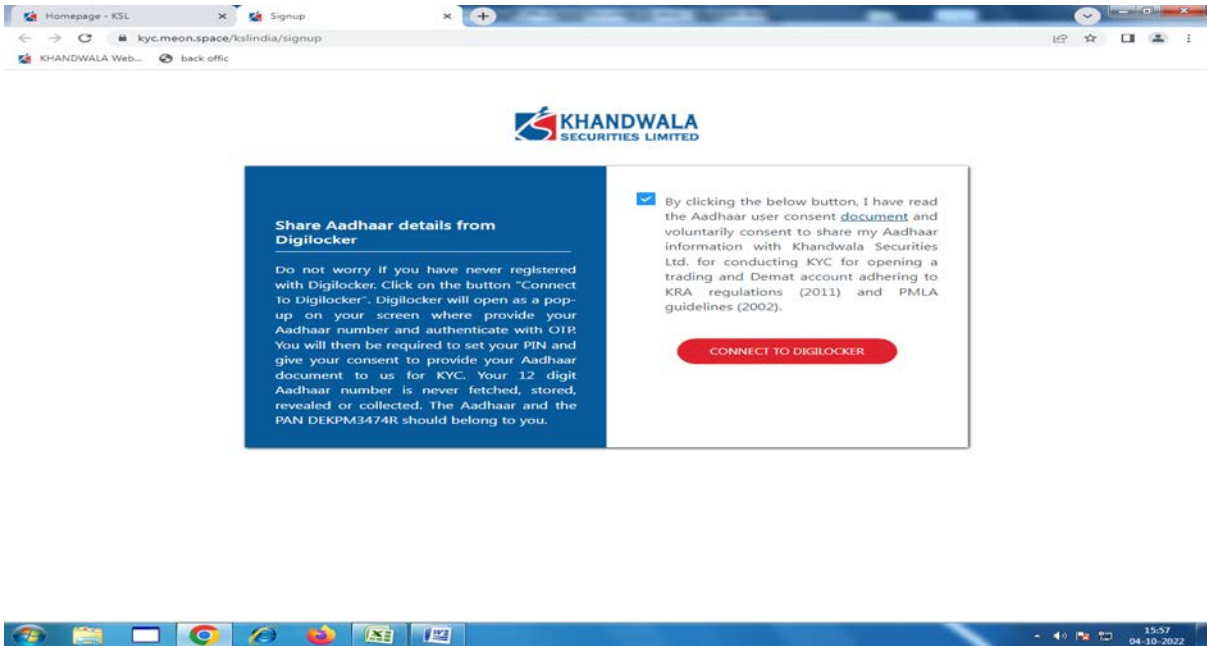
NSE CASH NSE F&O

Equity Plan
base_plan Edit

NEXT

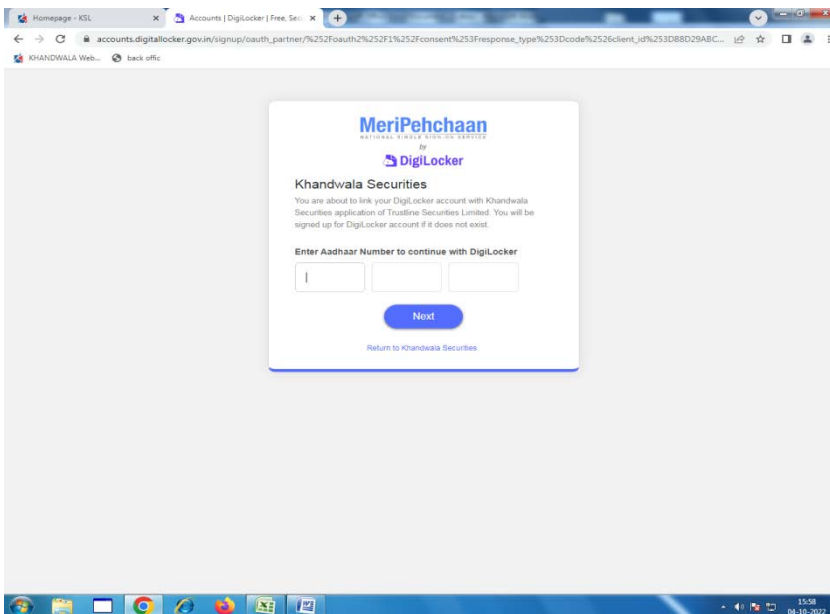
15:56 | 04-10-2022

Aadhar Card from Dig locker Page: - 6

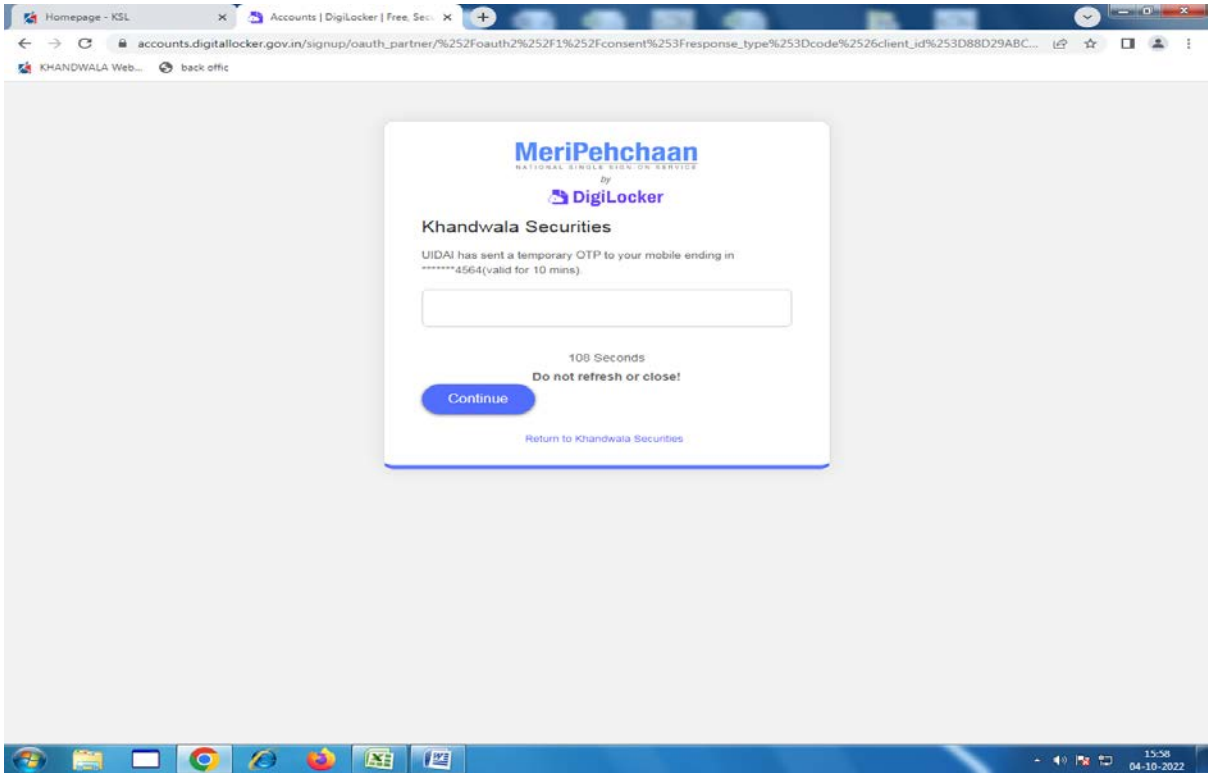


Udai -Aadhar card dig locker Verification: Page: - 7

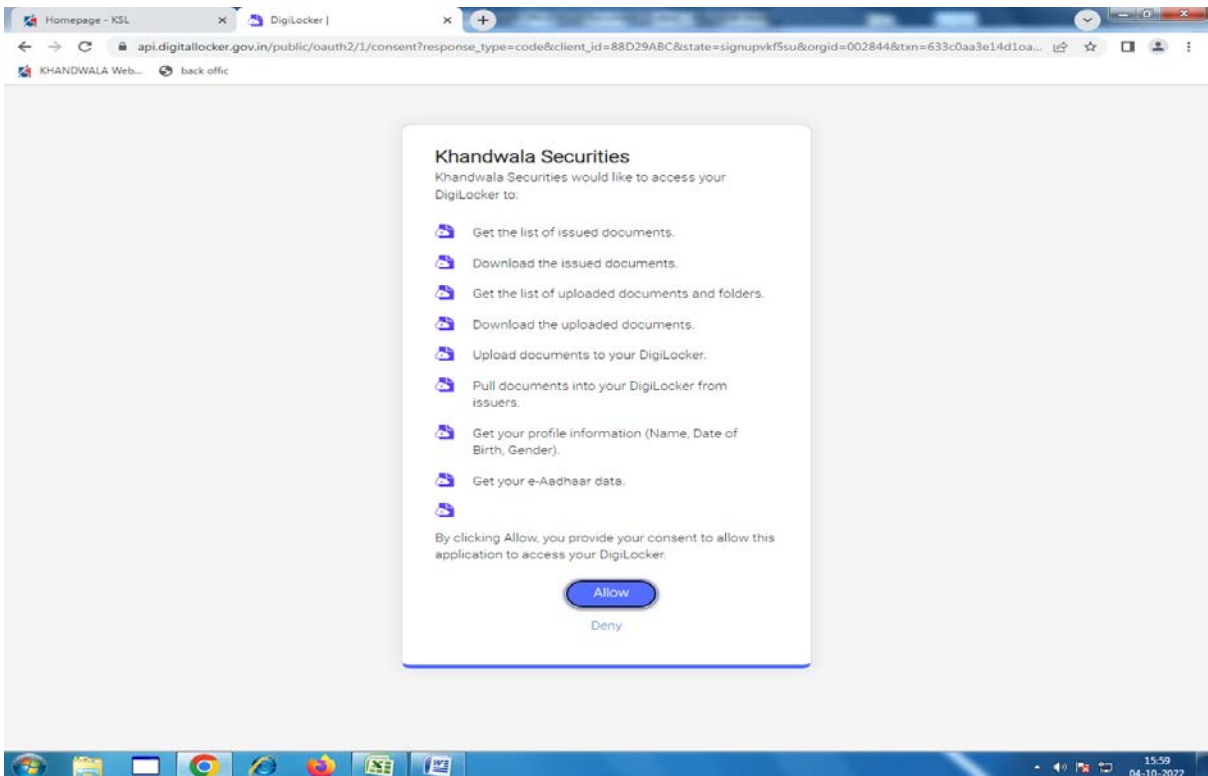
Update the Aadhar Number



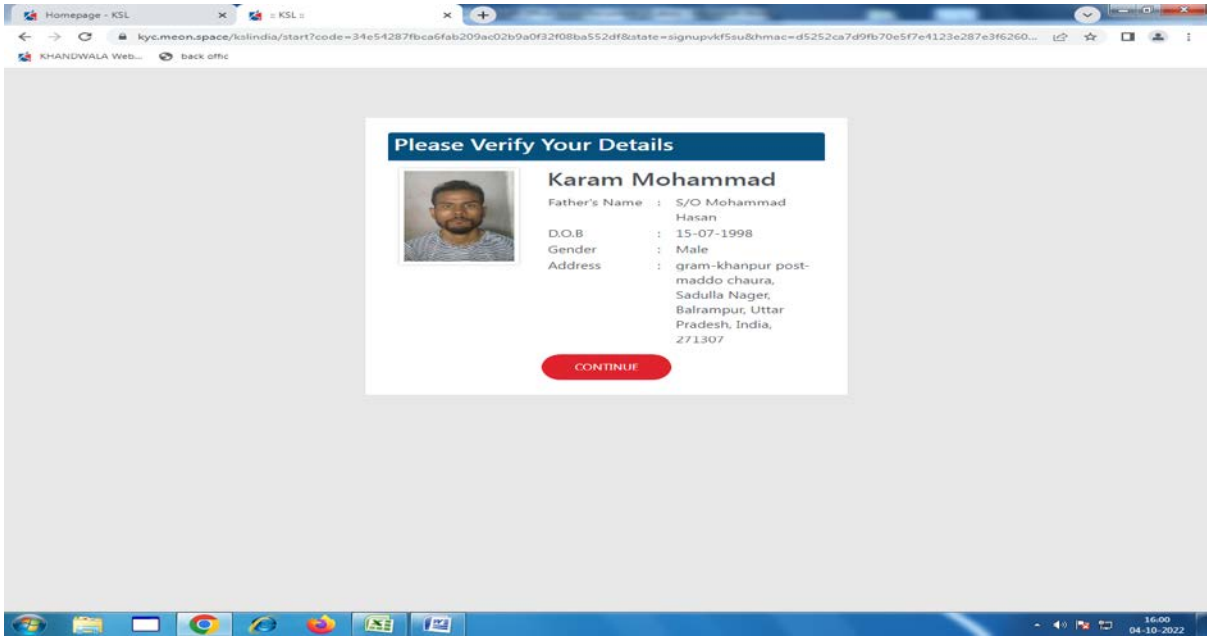
Aadhar Card OTP PAGE: 8



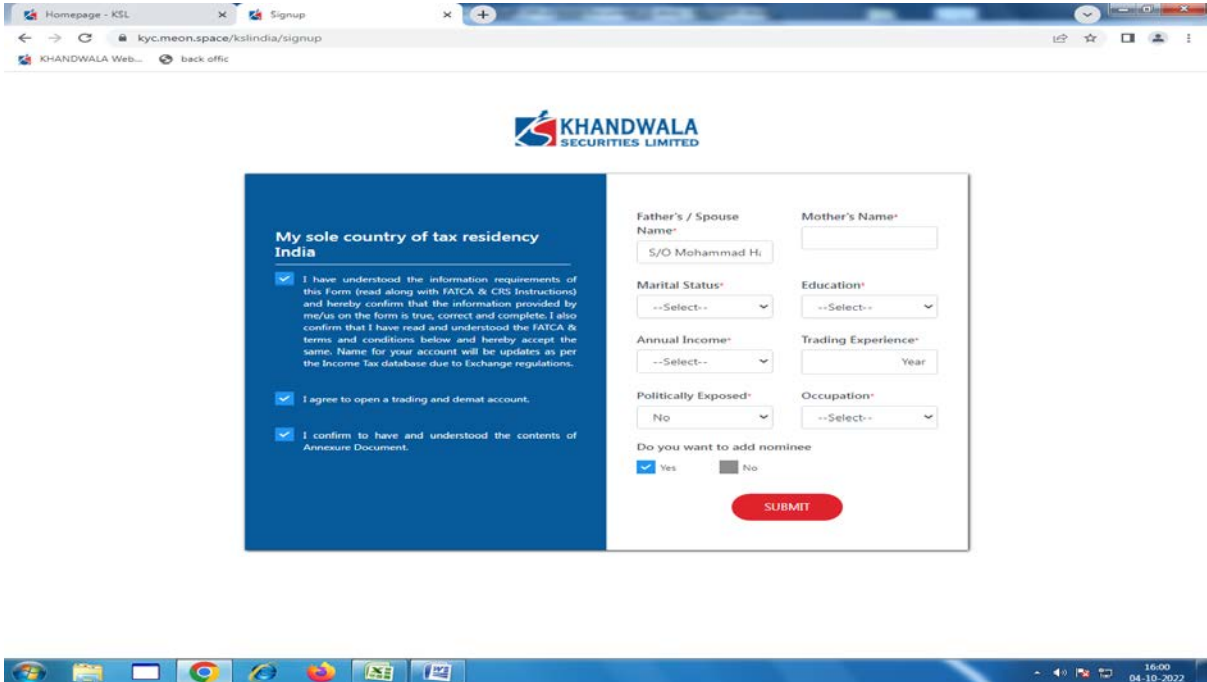
Digi locker confirmation Page 9



For aadhar Verification Page 10



Personal Details: Page 11



Nominee details with attachment Page 12

KHANDWALA SECURITIES LIMITED

First Nominee

Name* Email* Mobile* DOB*

Relation* Address2* City*

State* Pincode* Country* Nominee1 Percentage*

Select any ID PROOF* Aadhar/Pan Number Identity Proof (only png, jpg) (file should be less than 4MB)

Add Second Nominee Add

Bank Details Page: 13

KHANDWALA SECURITIES LIMITED

Bank Account Details

Provide Bank account details wherein you are sole/primary holder. We'll verify your bank account by transferring one rupee into it.

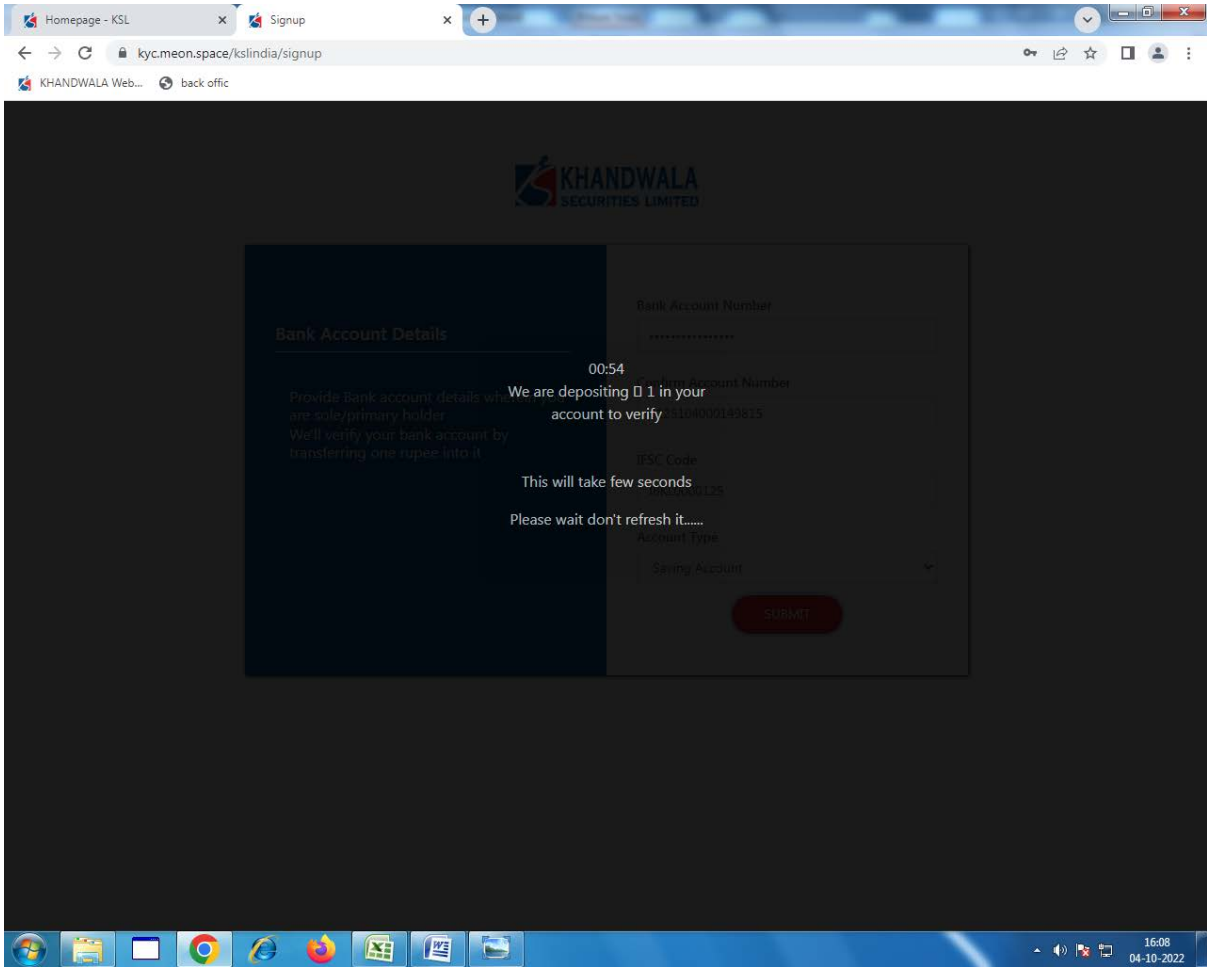
Bank Account Number

Confirm Account Number

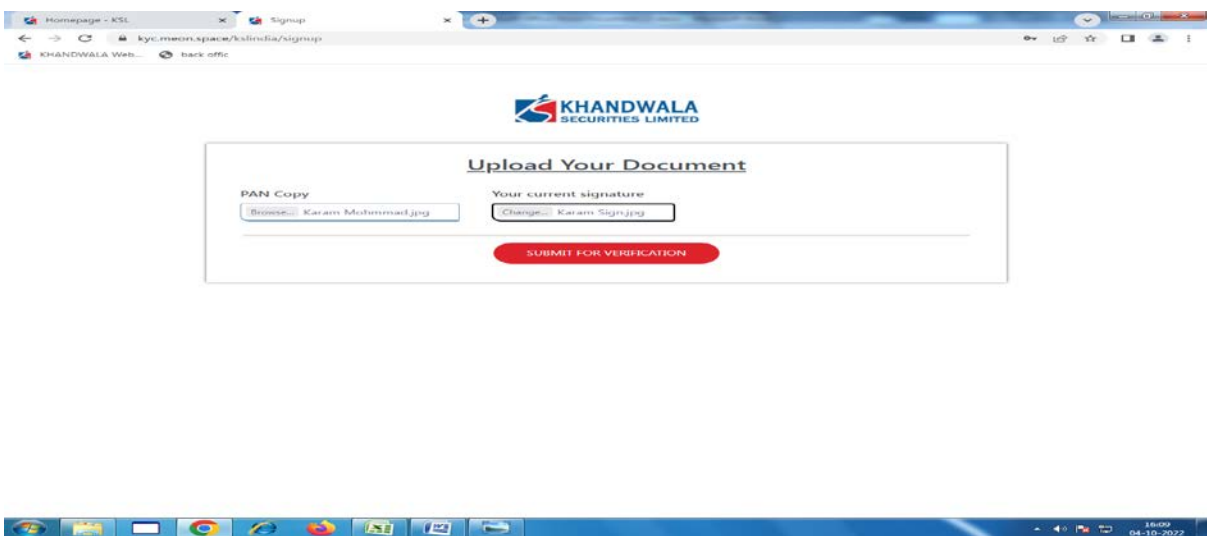
IFSC Code

Account Type

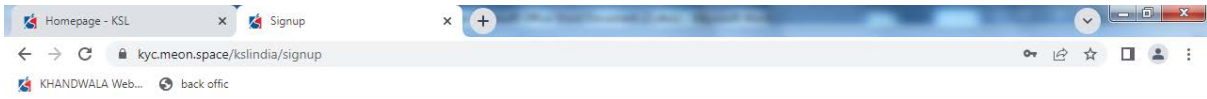
IF Penny drop does not happen then bank proof is require Page: 14



Upload the entire Document in JPG Page 15



<https://kyc.meon.space/kslindia/signup> for Live photo IPV Page: 16





Webcam Client Image - Final Step

Important Image instructions

- > Do not wear goggles, cap or anything covering the face
- > Capture clear image with a sufficient light
- > Not other person should appear in the image
- > Distance between the camera should not be more than 0.5 meter
- > Background of the image should be plain, preferably white
- > Do not use the rotated image. Capture only an up-right image.

Specimen Image



ENABLE CAMERA

SUBMIT & CONTINUE



Page 17 KYC Team Verification

After KYC Verification Email goes to Client for E-sign


----- Forwarded message -----

From: <admin@kslindia.com>

Date: Tue, Oct 4, 2022 at 4:54 PM

Subject: KYC ONBOARDING

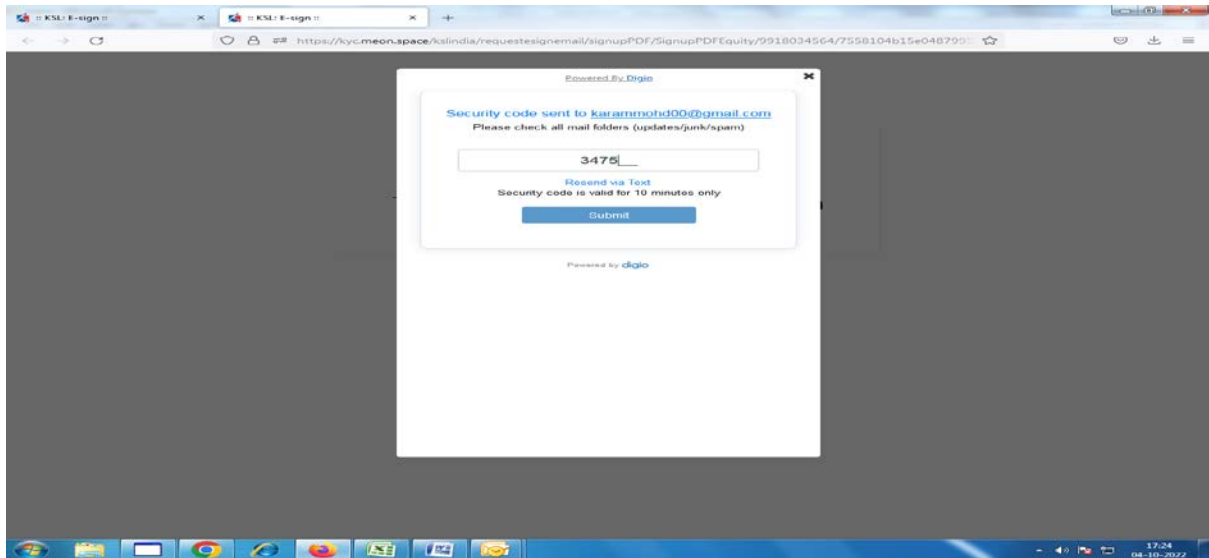
To: <karammohd00@gmail.com>



Please click on this link to esign

[E-SIGN](#)

You can permanently skip the PIN approval method by granting Power of Attorney to KSL by mailing us a signed physical copy of the same. Download POA, print, and sign this form:



Signed Successfully !
Thank you! Your E-sign has been Completed.



PROCESS FOR FILLING A COMPLAINT

1. You can send an email to the following Email Id's of the Company through your Registered Email ID's and following the following details:

- Client Code;
- Client Name and Contact Details;
- Nature of Complaint
- Supporting Documents
- Any Other Details

2. Vist the Company website www.kslindia.com/ and then find Contact US:

The screenshot displays the 'Contact Us' page of KSL India. The page features a navigation menu with links for 'Products & Services', 'Online Trading', 'Partner with Us', 'Pricing', 'Investor Relations', and 'Research'. Below the navigation, the email address 'satyawan@kslindia.com' is visible. A 'Get in Touch' form is prominently displayed, containing fields for 'Name', 'Email', 'Contact Number', and 'Subject', along with a 'Message' text area and a 'Submit' button. To the right of the form is a Google Map showing the location of Khandwala Securities Ltd at WRJP+73J, Ground Floor, Vikas Building, Green Street, Fort, Mumbai, Maharashtra 400023. The map also shows nearby landmarks like the Gateway of India and Chhatrapati Shivaji Maharaj Vastu Sangrahalaya. The Windows taskbar at the bottom indicates the system time as 16:20 on 21-08-2023.