

PROCEDURE FOR OPENING OF ACCOUNT

Front office process

Mobile Number should be link to Aadhar card for EKYC***

Check List:-

Mobile Number & Email id

PAN Card

Aadhar Card

Bank Proof- Cancelled Cheque/Bank Passbook/Bank Statement

Nominee ID Proof- PAN /Aadhar/Email/Mobile

Income Proof-6 Months Bank Statement/Last 2 years ITR

Signature on Blank Paper

Mother's Name / Spouse Name

Marital Status/Annual income / Occupation/Education/PEP

Follow Up for DDPI /POA ****

All the document in JPG except of Income proof in pdf***

Go on KSL WEBSITE.... Click on E-KYC the GO OR <https://kyc.meon.space/kslindia/signup>

Page 1

Homepage - KSL

Signup

kyc.meon.space/kslindia/signup

KHANDWALA SECURITIES LIMITED

Open your Trading and Demat Account

All You Need is:

- Aadhaar Linked Mobile Number.
- Scanned PAN Image.
- Scanned Signature.
- Income Proof.
- Cancelled Personalised Cheque.

Sign Up Now

Enter OTP

5829

It's Waiting for OTP...

VERIFY OTP

RESEND

13:51 04-10-2022

Homepage - KSL Signup
kyc.meon.space/kslindia/signup
KHANDWALA Web... back office

KHANDWALA SECURITIES LIMITED

Your contact details please!

Share your email id
We will verify it through OTP
Share your Branch code

Email ID *
karammohd00@gmail.com

Branch Code
KSL

☒ Please accept the [Terms & Conditions](#)

REGISTER

Note:
* If you have not any branch code than type HO

15:51
04-10-2022

Pan verification page 3

Pan card and Date of Birth

Homepage - KSL Signup
kyc.meon.space/kslindia/signup
KHANDWALA Web... back office

KHANDWALA SECURITIES LIMITED

We'll begin with your PAN First

Insert Your PAN and Date of Birth as mentioned on your PAN Card
Your Account Name will be taken as mentioned in the Income Tax Database
Under new PMLA regulations, Please ensure that your Aadhaar Number is Seeded in your PAN

PAN (Permanent Account Number)
PANCARD NUMBER

Date Of Birth (dd-mm-yyyy) aydpv7908b ABWPH6254G

☐ Please accept the [Terms & Conditions](#)

SUBMIT

15:54
04-10-2022

Select the Brokage Page 4

Homepage - KSL x Signup

kyc.meon.space/kslindia/signup

KHANDWALA Web... back office

Select Brokerage Plan

KSL BROKERAGE PLANS					KSL PRE PAID BROKERAGE PLANS						
Plans	Plan Charges (lifetime) *	Cash%age	Margin / Futures%age	Options(per lot)		Plans	Plan Charges (lifetime) *	Cash%age	Margin / Futures%age	Options(per lot)	
Base Plan	NA	0.50	0.050	50	SELECT	Option 1	10,000	0.20	0.020	35	SELECT
Option 1	499	0.35	0.035	40	SELECT	Option 2	20,000	0.15	0.015	30	SELECT
Option 2	999	0.25	0.025	35	SELECT	Option 3	30,000	0.10	0.010	25	SELECT
Option 3	2999	0.15	0.015	30	SELECT						

15:56 04-10-2022

Choose the Segment Page:- 5

Homepage - KSL x Signup

kyc.meon.space/kslindia/signup

KHANDWALA Web... back office

KHANDWALA SECURITIES LIMITED

Choose Your Segments

Select your trading preferences.
Select brokerage plan as per your requirements.
Make payment from your preferred mode.

☒ BSE CASH

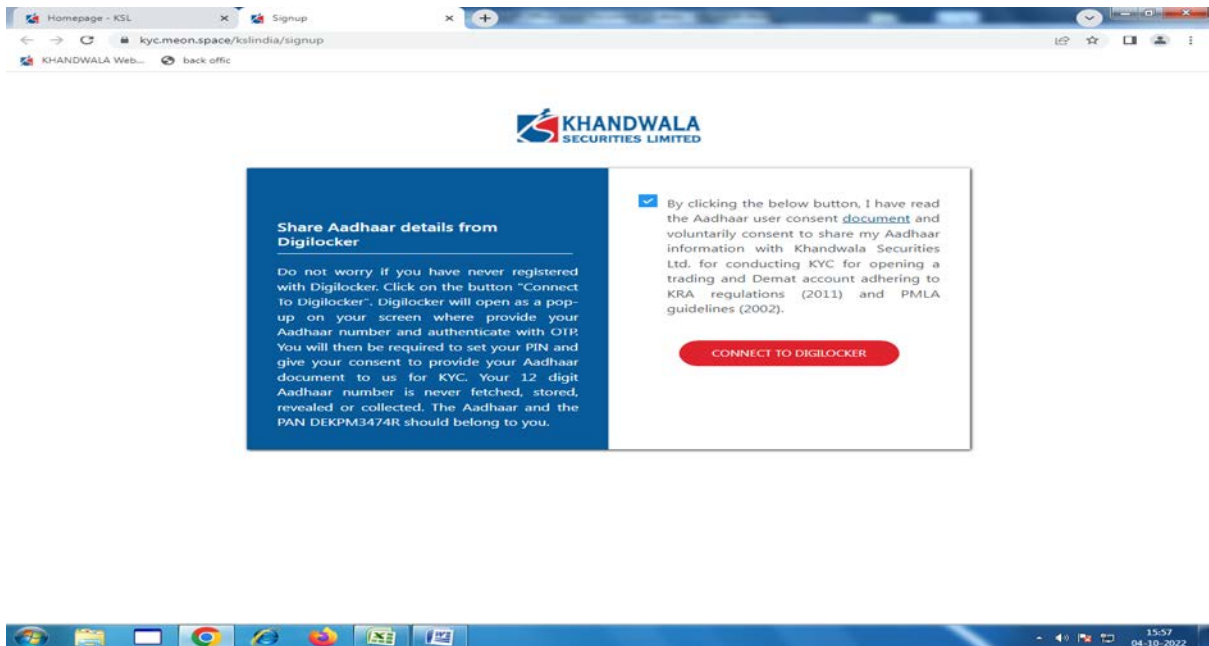
☒ NSE CASH ☐ NSE F&O

Equity Plan
base_plan [Edit](#)

[NEXT](#)

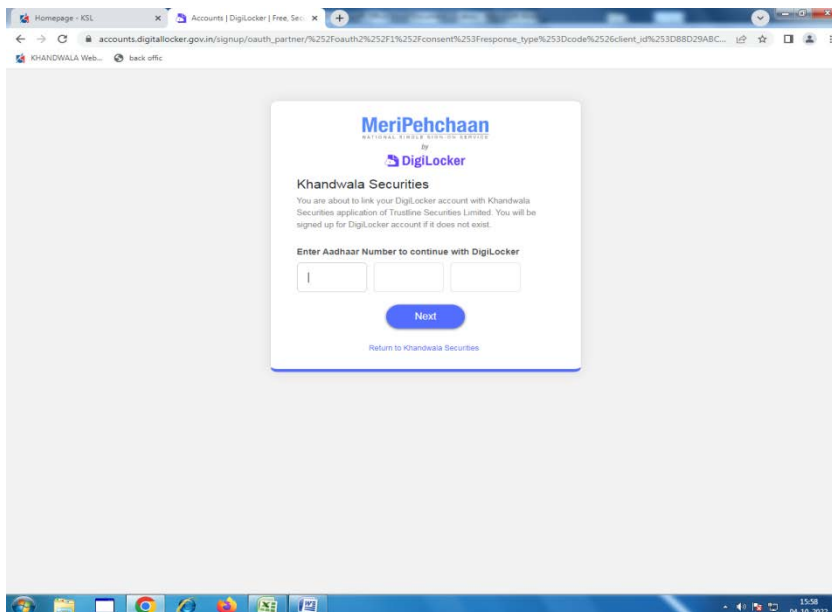
15:56 04-10-2022

Aadhar Card from Dig locker Page: - 6

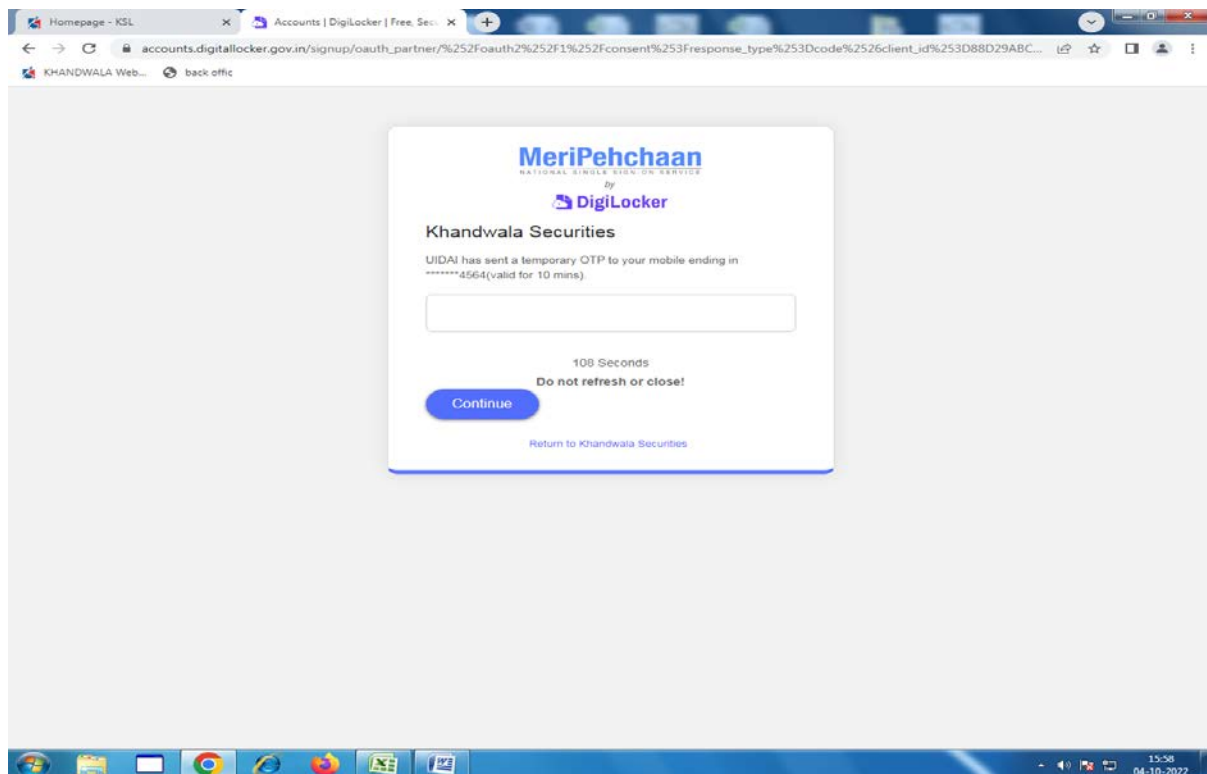


Udai -Aadhar card dig locker Verification: Page: - 7

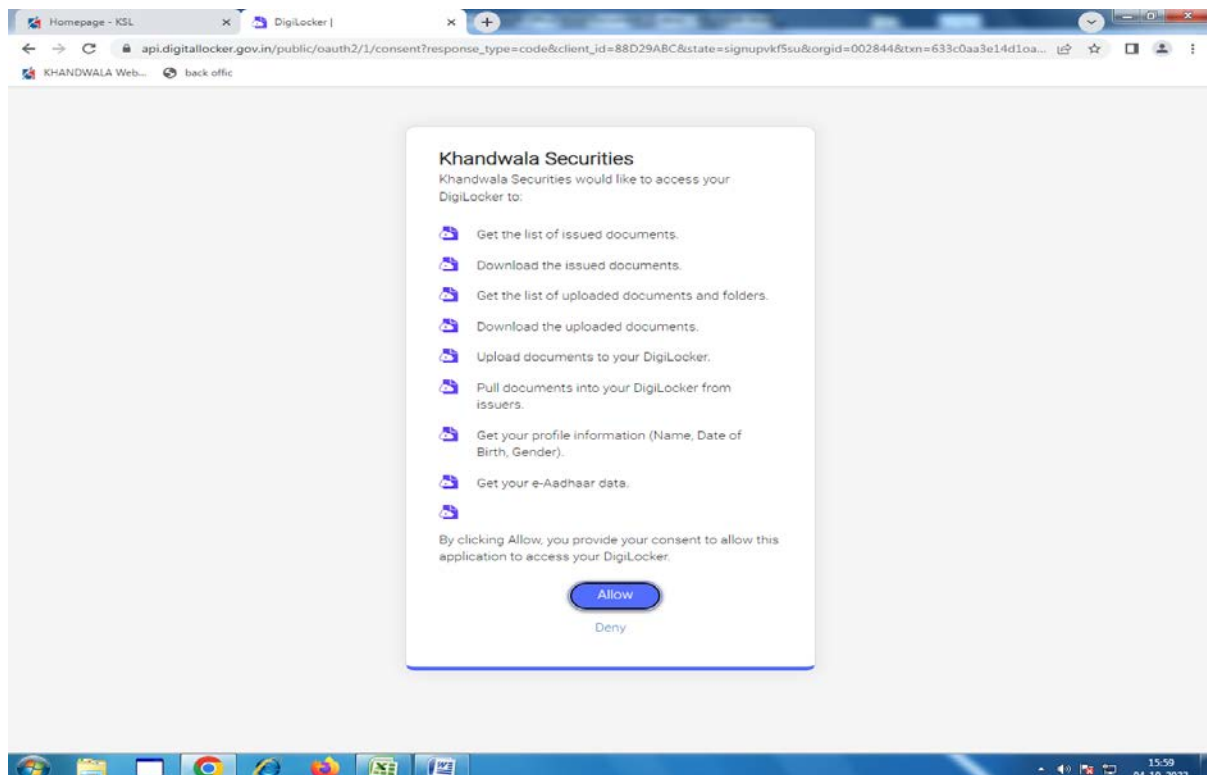
Update the Aadhar Number



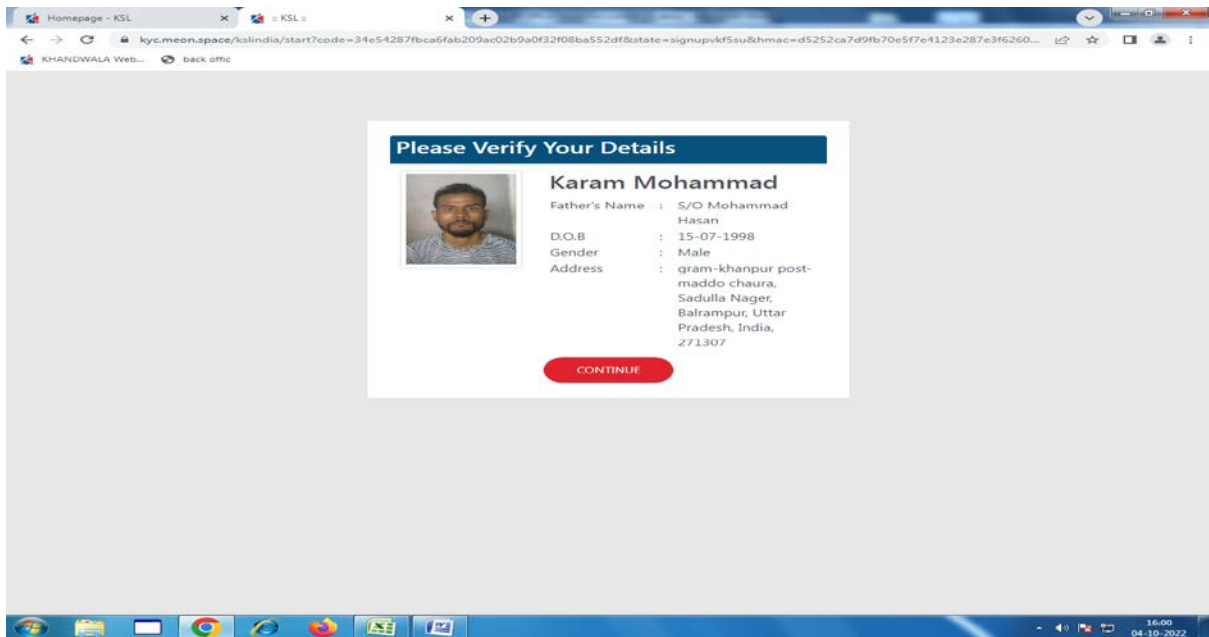
Aadhar Card OTP PAGE: 8



Digi locker confirmation Page 9



For aadhar Verification Page 10



Personal Details: Page 11

The screenshot shows a web browser window with the URL `kyc.meon.space/kslindia/signup`. The page title is 'KHANDWALA Web...'. The main content area displays a signup form for Khandwala Securities Limited. The form is divided into two sections:

Left Section (Blue background):

- My sole country of tax residency:** India
- ☒ I have understood the information requirements of this form (read along with FATCA & CRS instructions) and hereby confirm that the information provided by me/us on the form is true, correct and complete. I also confirm that I have read and understood the FATCA & terms and conditions below and hereby accept the same. Name for your account will be updates as per the Income Tax database due to Exchange regulations.
- ☒ I agree to open a trading and demat account.
- ☒ I confirm to have and understood the contents of Annexure Document.

Right Section (White background):

- Father's / Spouse Name:** S/O Mohammad H.
- Mother's Name:** [Empty field]
- Marital Status:** --Select--
- Education:** --Select--
- Annual Income:** --Select--
- Trading Experience:** [Empty field] Year
- Politically Exposed:** No
- Occupation:** --Select--
- Do you want to add nominee:** ☒ Yes ☐ No

A red 'SUBMIT' button is located at the bottom right of the form. The browser's taskbar at the bottom shows the time as 16:00 on 04-10-2022.

Nominee details with attachment Page 12

Homepage - KSL x Signup x +

kyc.meon.space/kslindia/signup

KHANDWALA Web... back office

KHANDWALA SECURITIES LIMITED

First Nominee

Name* Email* Mobile* DOB*
 dd-mm-yyyy

Relation* Address2* City*
 RATNAMADHUKAR
 Dhvani chandrashekhar Vaishnav
 --- Select --- post-mat Sadulla Nager Balrampur

State* Pincode* Country* Nominee1 Percentage*
 Uttar Pradesh 271307 India

Select any ID PROOF* Aadhar/Pan Number Identity Proof (only png, jpg)
 PAN (file should be less than 4MB)
 Browse... No file Selected

Add Second Nominee ☐ Add

SUBMIT

16:03 04-10-2022

Bank Details Page: 13

Homepage - KSL x Signup x +

kyc.meon.space/kslindia/signup

KHANDWALA Web... back office

KHANDWALA SECURITIES LIMITED

Bank Account Details

Provide Bank account details wherein you are sole/primary holder. We'll verify your bank account by transferring one rupee into it.

Bank Account Number

Confirm Account Number

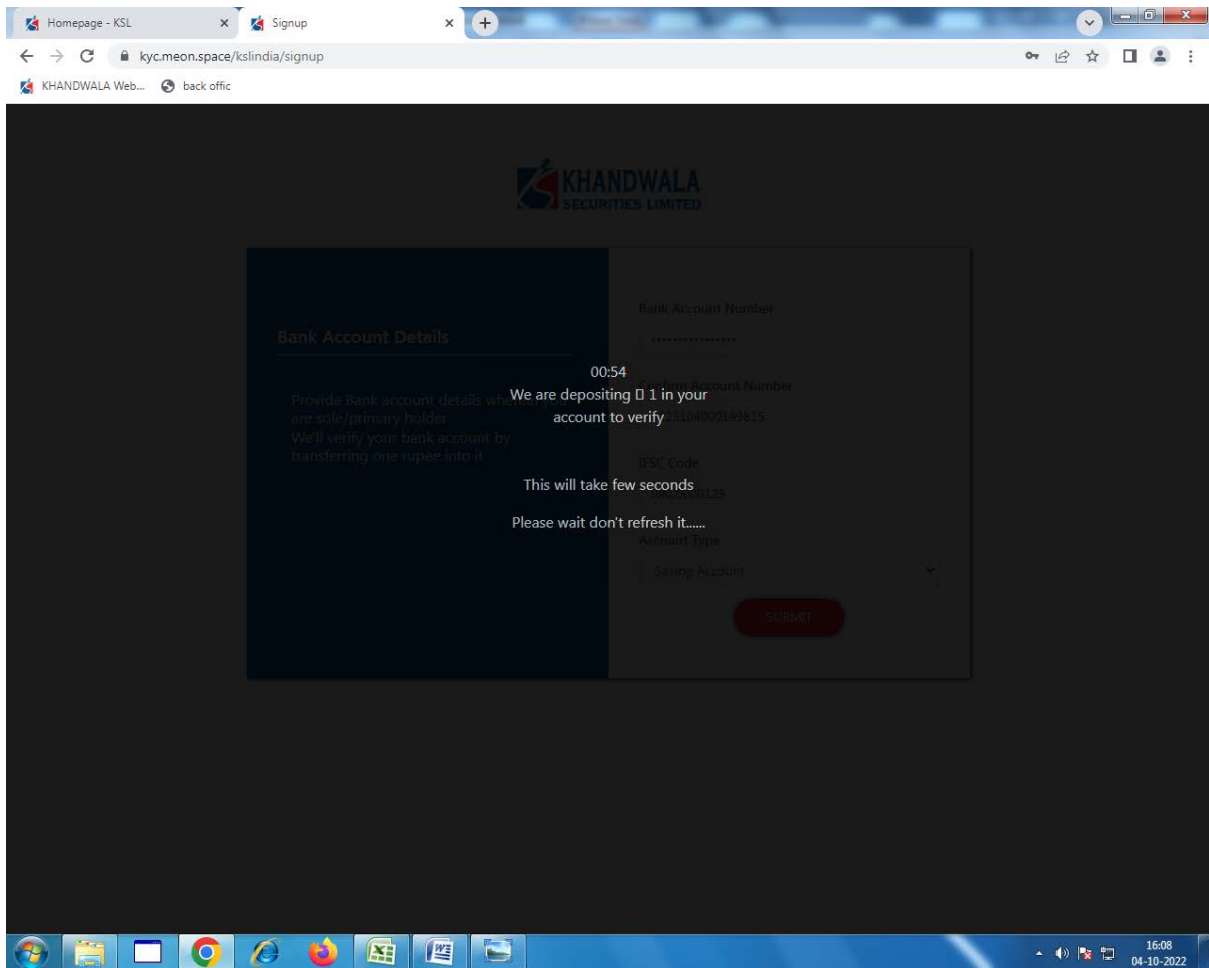
IFSC Code

Account Type
 --- Select Account Type ---

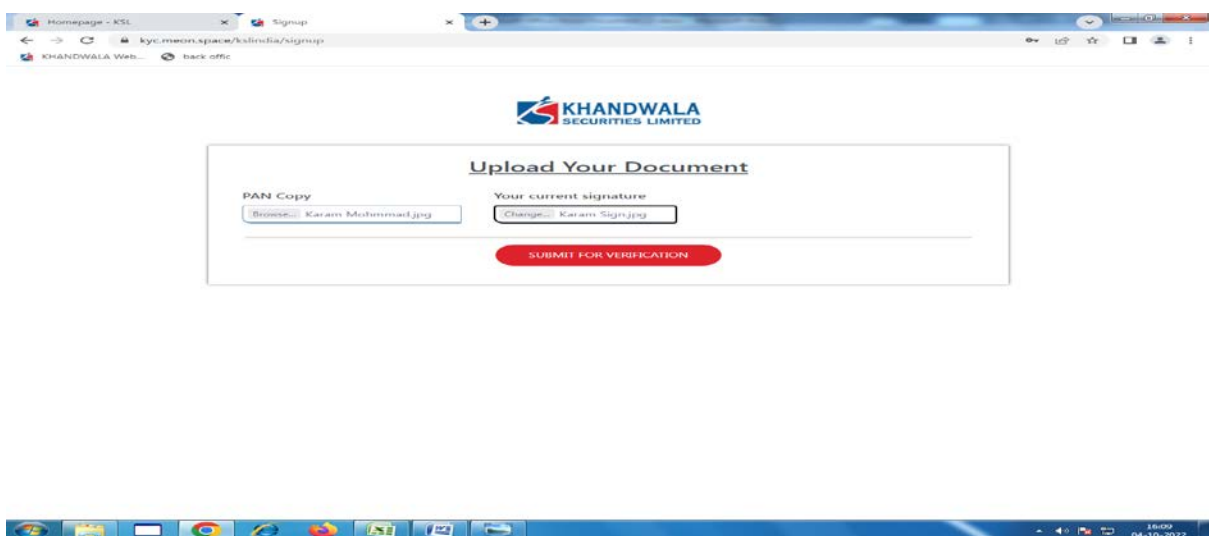
SUBMIT

16:07 04-10-2022

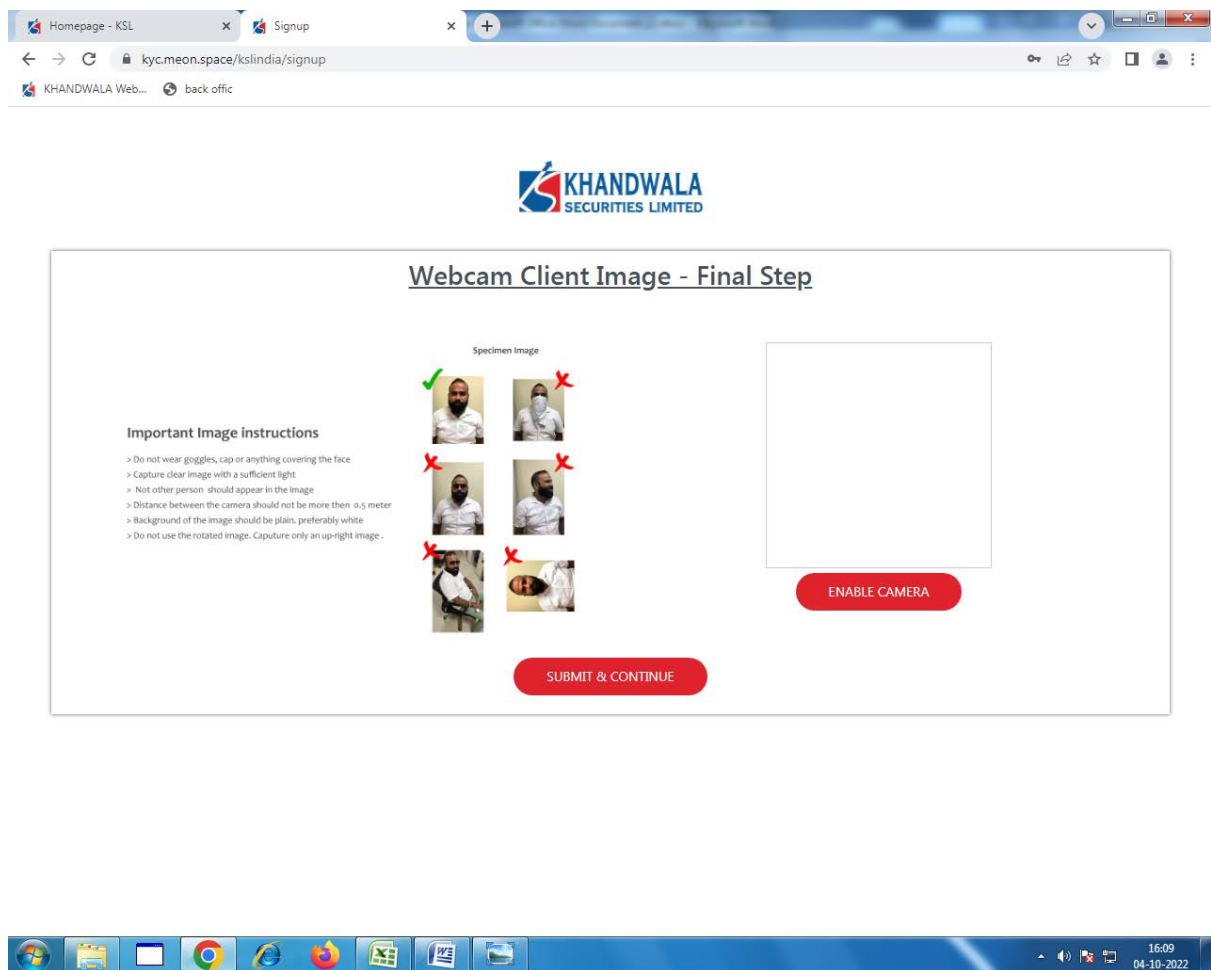
IF Penny drop does not happen then bank proof is require Page: 14



Upload the entire Document in JPG Page 15



<https://kyc.meon.space/kslindia/signup> for Live photo IPV Page: 16



Page 17 KYC Team Verification

After KYC Verification Email goes to Client for E-sign

----- Forwarded message -----

From: <admin@kslindia.com>

Date: Tue, Oct 4, 2022 at 4:54 PM

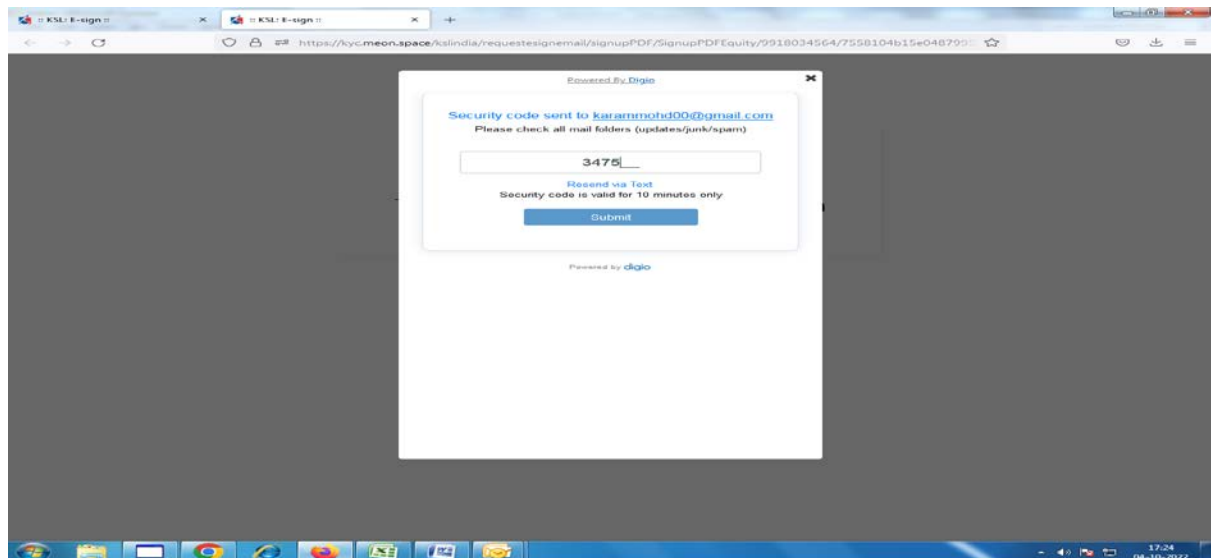
Subject: KYC ONBOARDING

To: <karammohd00@gmail.com>

Please click on this link to esign

[E-SIGN](#)

You can permanently skip the PIN approval method by granting Power of Attorney to KSL by mailing us a signed physical copy of the same. Download POA, print, and sign this form:



Signed Successfully !
Thank you! Your E-sign has been
Completed.



To open an account with us offline, please visit your nearest branch.

For a smooth account opening process, kindly ensure you have the following documents readily available:

- i. Any one of the following as both Identity and Address proof: Aadhar card, Driving license, Passport, Voter ID.
- ii. A clear copy of your PAN Card.
- iii. Bank statement or other proof of your existing bank account.

Please note that all documents should be self-attested.

As part of the account opening procedure, an in-person verification will be conducted by one of our branch representatives or authorized personnel.

During your visit, you will need to complete our account opening form and provide the aforementioned supporting documents.

PROCESS FOR FILLING A COMPLAINT

1. You can send an email to the following Email Id's of the Company through your Registered Email ID's and following the following details:

- Client Code;
- Client Name and Contact Details;
- Nature of Complaint
- Supporting Documents
- Any Other Details

2. Visit the Company website www.kslindia.com/ and then find Contact US:

