

Format of Holding of Specified securities

1. Name of Listed Entity: **KHANDWALA SECURITIES LIMITED**
2. Scrip Code/Name of Scrip/Class of Security: **531892,KHANDSE,EQUITY SHARES**
3. Share Holding Pattern Filed under: **Reg. 31(1)(b) for quarter ending 31/03/2016**
  - a. if under 31(1)(b) then indicate the report for quarter ending
  - b. if under 31(1)(c) then indicate date of allotment/extinguishment

4. Declaration : The Listed entity is required to submit the following declaration to the extent of submission of information:

Particulars	YES*	NO*
a Whether the Listed Entity has issued any partly paid up shares		No
b Whether the Listed Entity has issued any Convertible Securities or Warrants?		No
c Whether the Listed Entity has any shares against which depository receipts are issued?		No
d Whether the Listed Entity has any shares in locked-in?		No
e Whether any shares held by promoters are pledge or otherwise encumbered?	Yes	

\*if the Listed Entity selects the option 'NO' for the questions above, the columns for the partly paid up shares, Outstanding Convertible Securities/Warrants, depository receipts, locked-in shares, No of shares pledged or otherwise encumbered by promoters, as applicable, shall not be displayed at the time of dissemination on the Stock Exchange website. Also wherever there is 'No' declared by Listed entity in above table the values will be considered as 'Zero' by default on submission of the format of holding of specified securities.

5 The tabular format for disclosure of holding of specified securities is as follows:




Table I - Summary Statement holding of specified securities

Category	Category of Shareholder	No of Shareholders	No of fully paid up equity shares held	No of Partly paid-up equity shares held	No of Shares Underlying Depository Receipts	Total No of Shares Held (VII) = (IV)+(V)+(VI)	Shareholding as a % of total no of shares (As a % of (A+B+C2))	Number of Voting Rights held in each class of securities			No of Shares Underlying Outstanding convertible securities (including Warrants)	Shareholding as a % assuming full conversion of convertible Securities (as a percentage of diluted share capital)	Number of Locked in Shares		Number of Shares pledged or otherwise encumbered		Number of equity shares held in dematerialized form	
								No of Voting Rights		Total as a % of (A+B+C)			No.	As a % of total Shares held	No.	As a % of total Shares held		
								Class X	Class Y									Total
(I)	(II)	(III)	(IV)	(V)	(VI)	(VII)	(VIII)	(IX)			(X)	(XI)	(XII)		(XIII)	(XIV)		
(A)	Promoter & Promoter Group	19	6828196	0	0	6828196	57.19	6828196	0	6828196	57.19	0	57.19	0	0.00	1733321	25.38	6828196
(B)	Public	2272	5110804	0	0	5110804	42.81	5110804	0	5110804	42.81	0	42.81	0	0.00	NA	NA	4987977
(C)	Non Promoter-Non Public																	
(C1)	Shares underlying DRs	0	0	0	0	0	NA	0	0	0	0.00	0	NA	0	0.00	NA	NA	0
(C2)	Shares held by Employes Trusts	0	0	0	0	0	0.00	0	0	0	0.00	0	0.00	0	0.00	NA	NA	0
	<b>Total:</b>	<b>2291</b>	<b>11939000</b>	<b>0</b>	<b>0</b>	<b>11939000</b>	<b>100.00</b>	<b>11939000</b>	<b>0</b>	<b>11939000</b>	<b>100.00</b>	<b>0</b>	<b>100.00</b>	<b>0</b>	<b>0.00</b>	<b>1733321</b>	<b>25.38</b>	<b>11816173</b>



Table II - Statement showing shareholding pattern of the Promoter and Promoter Group

Category	Category & Name of the Shareholder	PAN	No of Shareholders	No of fully paid up equity shares held	No of Partly paid-up equity shares held	No of Shares Underlying Depository Receipts	Total No of Shares Held (IV+V+VI)	Shareholding as a % of total no of shares (calculated as per SCRR, 1957 (VIII) As a % of (A+B+C2)	Number of Voting Rights held in each class of securities			No of Shares Underlying Outstanding convertible securities (Including Warrants)	Shareholding as a % assuming full conversion of convertible Securities (as a percentage of diluted share capital) (VII)+(X) As a % of (A+B+C2)	Number of Locked in Shares		Number of Shares pledged or otherwise encumbered		Number of equity shares held in dematerialized form	
									No of Voting Rights					Total as a % of (A+B+C)	No.	As a % of total Shares held	No.		As a % of total Shares held
									Class X	Class Y	Total								
(1)	(II)	(III)	(IV)	(V)	(VI)	(VII)	(VIII)	(IX)			(X)	(XI)	(XII)		(XIII)	(XIV)			
(a)	Indian		17	3653932	0	0	3653932	30.61	3653932	0	3653932	30.61	0	30.61	0	0.00	0	0.00	3653932
	Individuals/Hindu undivided Family																		
	PARESH JAYANTILAL KHANDWALA HUF	AAHP1018B	1	265103	0	0	265103	2.22	265103	0	265103	2.22	0	2.22	0	0.00	0	0.00	265103
	PRATIK PARESH KHANDWALA	AABPK4662R	1	773731	0	0	773731	6.48	773731	0	773731	6.48	0	6.48	0	0.00	0	0.00	773731
	TULSI PARESH KHANDWALA	AABPK5768L	1	303958	0	0	303958	2.55	303958	0	303958	2.55	0	2.55	0	0.00	0	0.00	303958
	PRANAV PARESH KHANDWALA	AABPK5769M	2	684737	0	0	684737	5.74	684737	0	684737	5.74	0	5.74	0	0.00	0	0.00	684737
	MAYANK ASHOK KHANDWALA	AACP2407P	1	14453	0	0	14453	0.12	14453	0	14453	0.12	0	0.12	0	0.00	0	0.00	14453
	JATIN ASHOK KHANDWALA	AAGPK6357G	2	16953	0	0	16953	0.14	16953	0	16953	0.14	0	0.14	0	0.00	0	0.00	16953
	LEENA MAYANK KHANDWALA	ADYPK7259A	1	54740	0	0	54740	0.46	54740	0	54740	0.46	0	0.46	0	0.00	0	0.00	54740
	DAXA PARESH KHANDWALA	AEXP3470M	2	1271080	0	0	1271080	10.65	1271080	0	1271080	10.65	0	10.65	0	0.00	0	0.00	1271080
	RAMILA ASHOK KHANDWALA	AEXP3471L	1	160	0	0	160	0.00	160	0	160	0.00	0	0.00	0	0.00	0	0.00	160
	SONAL JATIN KHANDWALA	AFJPK0816L	1	126	0	0	126	0.00	126	0	126	0.00	0	0.00	0	0.00	0	0.00	126
	PARESH J KHANDWALA	AGPPK2869Q	2	132944	0	0	132944	1.11	132944	0	132944	1.11	0	1.11	0	0.00	0	0.00	132944
	BHAGYASHREE PRANAV KHANDWALA	ANFPK7406C	1	133980	0	0	133980	1.12	133980	0	133980	1.12	0	1.12	0	0.00	0	0.00	133980
	ASHOK JAYANTILAL KHANDWALA	ANGPK8521P	1	1967	0	0	1967	0.02	1967	0	1967	0.02	0	0.02	0	0.00	0	0.00	1967
(b)	Central Government/State Government(s)		0	0	0	0	0	0.00	0	0	0	0.00	0	0.00	0	0.00	0	0.00	0
(c)	Financial Institutions/Banks		0	0	0	0	0	0.00	0	0	0	0.00	0	0.00	0	0.00	0	0.00	0
(d)	Any Other (Bodies Corporates)		0	0	0	0	0	0.00	0	0	0	0.00	0	0.00	0	0.00	0	0.00	0
	BENTLEY INVESTMENTS PVT LTD	AAACB1580B	1	1440943	0	0	1440943	12.07	1440943	0	1440943	12.07	0	12.07	0	0.00	0	0.00	1440943
	JAYANTILAL KHANDWALA & SONS PVT. LTD.	AAACI9403D	1	1733321	0	0	1733321	14.52	1733321	0	1733321	14.52	0	14.52	0	0.00	1733321	100.00	1733321
	Sub-Total (A)(1)		19	6828196	0	0	6828196	57.19	6828196	0	6828196	57.19	0	57.19	0	0.00	1733321	25.38	6828196
(2)	Foreign																		
(a)	Individuals (Non-Resident Individuals/Foreign Individuals)		0	0	0	0	0	0.00	0	0	0	0.00	0	0.00	0	0.00	0	0.00	0
(b)	Government		0	0	0	0	0	0.00	0	0	0	0.00	0	0.00	0	0.00	0	0.00	0
(c)	Institutions		0	0	0	0	0	0.00	0	0	0	0.00	0	0.00	0	0.00	0	0.00	0
(d)	Foreign Portfolio Investor		0	0	0	0	0	0.00	0	0	0	0.00	0	0.00	0	0.00	0	0.00	0
(e)	Any Other		0	0	0	0	0	0.00	0	0	0	0.00	0	0.00	0	0.00	0	0.00	0
	Sub-Total (A)(2)		0	0	0	0	0	0.00	0	0	0	0.00	0	0.00	0	0.00	0	0.00	0
	Total Shareholding of Promoter and Promoter Group (A)=(A)(1)+(A)(2)		19	6828196	0	0	6828196	57.19	6828196	0	6828196	57.19	0	57.19	0	0.00	1733321	25.38	6828196




Table III - Statement showing shareholding pattern of the Public shareholder

Category	Category & Name of the Shareholder	PAN	No of Shareholders	No of fully paid up equity shares held	No of Partly paid-up equity shares held	No of Shares Underlying Depository Receipts	Total No of Shares Held (IV+V+VI)	Shareholding as a % of total no of shares (A+B+C2)	Number of Voting Rights held in each class of securities			No of Shares Underlying Outstanding convertible securities (Including Warrants)	Shareholding as a % assuming full conversion of convertible Securities (as a percentage of diluted share capital)	Number of Locked in Shares		Number of Shares pledged or otherwise encumbered		Number of equity shares held in dematerialized form	
									No of Voting Rights					Total as a % of (A+B+C)	No.	As a % of total Shares held	No.		As a % of total Shares held
									Class X	Class Y	Total								
	(I)	(II)	(III)	(IV)	(V)	(VI)	(VII)	(VIII)	(IX)			(X)	(XI)	(XII)		(XIII)	(XIV)		
(1)	Institutions																		
(a)	Mutual Funds		0	0	0	0	0	0.00	0	0	0	0.00	0	0.00	0	0.00	NA	NA	0
(b)	Venture Capital Funds		0	0	0	0	0	0.00	0	0	0	0.00	0	0.00	0	0.00	NA	NA	0
(c)	Alternate Investment Funds		0	0	0	0	0	0.00	0	0	0	0.00	0	0.00	0	0.00	NA	NA	0
(d)	Foreign Venture Capital Investors		0	0	0	0	0	0.00	0	0	0	0.00	0	0.00	0	0.00	NA	NA	0
(e)	Foreign Portfolio Investors		0	0	0	0	0	0.00	0	0	0	0.00	0	0.00	0	0.00	NA	NA	0
(f)	Financial Institutions/Banks		0	0	0	0	0	0.00	0	0	0	0.00	0	0.00	0	0.00	NA	NA	0
(g)	Insurance Companies		0	0	0	0	0	0.00	0	0	0	0.00	0	0.00	0	0.00	NA	NA	0
(h)	Provident Funds/Pension Funds		0	0	0	0	0	0.00	0	0	0	0.00	0	0.00	0	0.00	NA	NA	0
(i)	Any Other																		
	Sub Total (B){1}		0	0	0	0	0	0.00	0	0	0	0.00	0	0.00	0	0.00	NA	NA	0
(2)	Central Government/State Government(s)/President of India		0	0	0	0	0	0.00	0	0	0	0.00	0	0.00	0	0.00	NA	NA	0
	Sub Total (B){2}		0	0	0	0	0	0.00	0	0	0	0.00	0	0.00	0	0.00	NA	NA	0
(3)	Non-Institutions																		
(a)	i. Individual shareholders holding nominal share capital up to Rs.2 lakhs		2124	917034	0	0	917034	7.68	917034	0	917034	7.68	0	7.68	0	0.00	NA	NA	861307
	ii. Individual shareholders holding nominal share capital in excess of Rs. 2 Lakhs		12	838594	0	0	838594	7.02	838594	0	838594	7.02	0	7.02	0	0.00	NA	NA	838594
	BHARAT KANTILAL PATEL	AADPP7730M	1	119880	0	0	119880	1.00	119880	0	119880	1.00	0	1.00	0	0.00	NA	NA	119880
	RAJ KUMAR LOHIA	AAFPL0031K	1	130160	0	0	130160	1.09	130160	0	130160	1.09	0	1.09	0	0.00	NA	NA	130160
	BRINDA PRATIK KHANDWALA	APAPK0561P	1	275761	0	0	275761	2.31	275761	0	275761	2.31	0	2.31	0	0.00	NA	NA	275761
(b)	NBFCs Registered with RBI		1	80090	0	0	80090	0.67	80090	0	80090	0.67	0	0.67	0	0.00	NA	NA	80090
(c)	Employee Trusts		0	0	0	0	0	0.00	0	0	0	0.00	0	0.00	0	0.00	NA	NA	0
(d)	Overseas Depositories (Holding DRs)(Balancing figure)		0	0	0	0	0	0.00	0	0	0	0.00	0	0.00	0	0.00	NA	NA	0
(e)	Any Other																		
	NON RESIDENT INDIANS		43	579035	0	0	579035	4.85	579035	0	579035	4.85	0	4.85	0	0.00	NA	NA	543935
	MANU KALYANJI RAJ	AABPR8763L	1	222100	0	0	222100	1.86	222100	0	222100	1.86	0	1.86	0	0.00	NA	NA	222100
	CLEARING MEMBERS		3	739	0	0	739	0.01	739	0	739	0.01	0	0.01	0	0.00	NA	NA	739
	BODIES CORPORATES		89	2695312	0	0	2695312	22.58	2695312	0	2695312	22.58	0	22.58	0	0.00	NA	NA	2663312
	PRABHUDAS LILLADHER PVT. LTD.	AAACP2733Q	1	570000	0	0	570000	4.77	570000	0	570000	4.77	0	4.77	0	0.00	NA	NA	570000
	SMC GLOBAL SECURITIES LTD.	AAACS0581R	1	294279	0	0	294279	2.46	294279	0	294279	2.46	0	2.46	0	0.00	NA	NA	294279
	VICCO PRODUCTS (BOMBAY) LIMITED	AAACV4446N	1	592152	0	0	592152	4.96	592152	0	592152	4.96	0	4.96	0	0.00	NA	NA	592152
	SARTHAK CONSULTANTS LLP	ACFSF8985J	1	943000	0	0	943000	7.90	943000	0	943000	7.90	0	7.90	0	0.00	NA	NA	943000
	Sub Total (B){3}		2272	5110804	0	0	5110804	42.81	5110804	0	5110804	42.81	0	42.81	0	0.00			4987977
	Total Public Shareholding (B) = (B){1}+(B){2}+(B){3}		2272	5110804	0	0	5110804	42.81	5110804	0	5110804	42.81	0	42.81	0	0.00			4987977

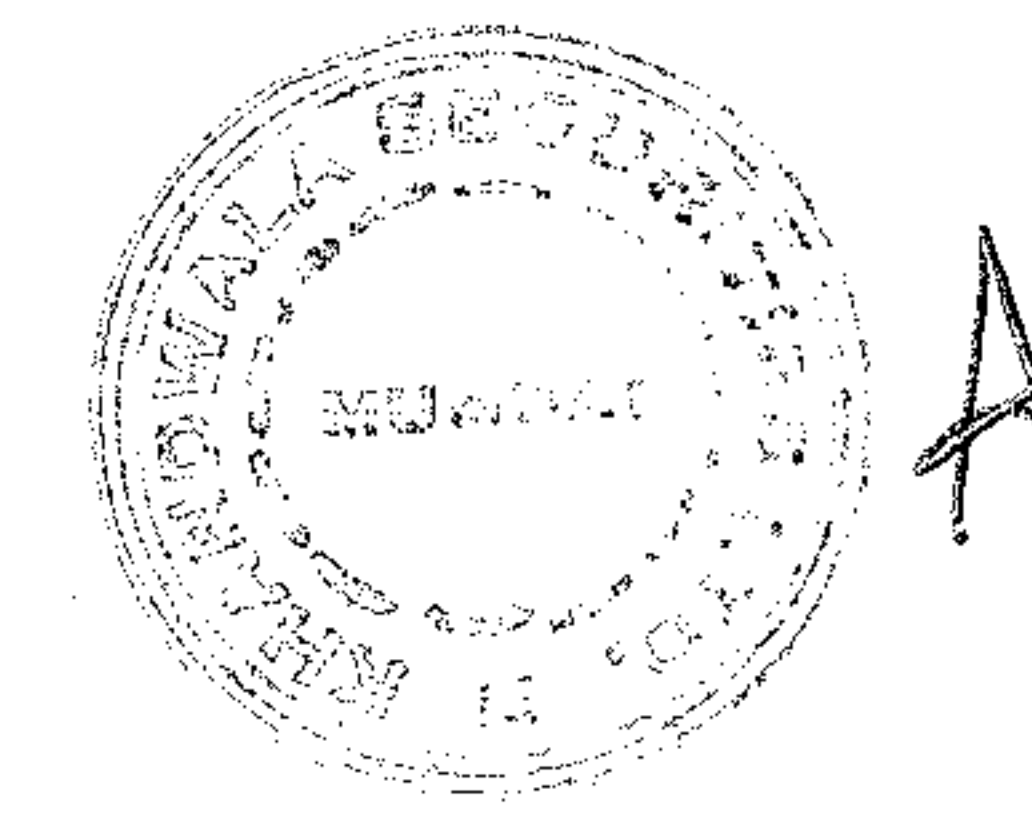


Table IV - Statement showing shareholding pattern of the Non Promoter - Non Public Shareholder

Category	Category & Name of the Shareholder	PAN	No of Shareholders	No of fully paid up equity shares held	No of Partly paid-up equity shares held	No of Shares Underlying Depository Receipts	Total No of Shares Held (IV+V+VI)	Shareholding as a % of total no of shares (A+B+C2)	Number of Voting Rights held in each class of securities			No of Shares Underlying Outstanding convertible securities (Including Warrants)	Shareholding as a % assuming full conversion of convertible Securities (as a percentage of diluted share capital)	Number of Locked in Shares		Number of Shares pledged or otherwise encumbered		Number of equity shares held in dematerialized form	
									No of Voting Rights		Total as a % of (A+B+C)			No.	As a % of total Shares held	No.	As a % of total		
									Class X	Class Y	Total								
	(I)	(II)	(III)	(IV)	(V)	(VI)	(VII)	(VIII)	(IX)			(X)	(XI)	(XII)		(XIII)	(XIV)		
(1)	Custodian/DR Holder		0	0	0	0	0	0.00	0	0	0	0.00	0	0.00	0	0.00	NA	NA	0
(2)	Employee Benefit Trust (under SEBI(Share based Employee Benefit) Regulations 2014)		0	0	0	0	0	0.00	0	0	0	0.00	0	0.00	0	0.00	NA	NA	0
	<b>Total Non-Promoter-Non Public Shareholding (C) = (C)(1)+(C)(2)</b>		<b>0</b>	<b>0</b>	<b>0</b>	<b>0</b>	<b>0</b>	<b>0.00</b>	<b>0</b>	<b>0</b>	<b>0</b>	<b>0.00</b>	<b>0</b>	<b>0.00</b>	<b>0</b>	<b>0.00</b>			<b>0</b>

